



BNY Mellon Tax-Sensitive Large Cap Multi-Strategy Fund

FACT SHEET
Dec 31, 2021

Class M **MTSMX** Investor Shares **MTSIX**

Goal/Approach

The fund seeks long term-term capital appreciation. To pursue its goal, the fund normally invests at least 80% of its net assets, plus any borrowings for investment purposes, in equity securities of large-cap companies, currently considered to be companies with total market capitalizations of \$5 billion or more at the time of purchase. The fund is designed to provide exposure to various large-cap equity portfolio managers and investment strategies and styles and uses tax-sensitive strategies to reduce the impact of federal and state income taxes on the fund's after-tax returns.

CUSIP

Class M 05569M434
Investor Shares 05569M426

Assets for the Fund

\$426,222,749

Holdings¹

345

Dividend Frequency

Annually

Sub-Adviser

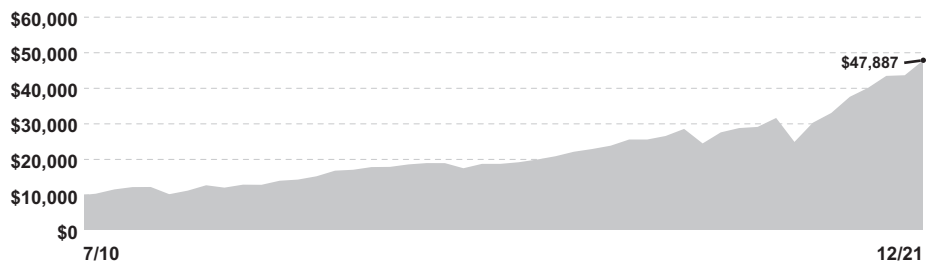


Morningstar Category

Large Blend

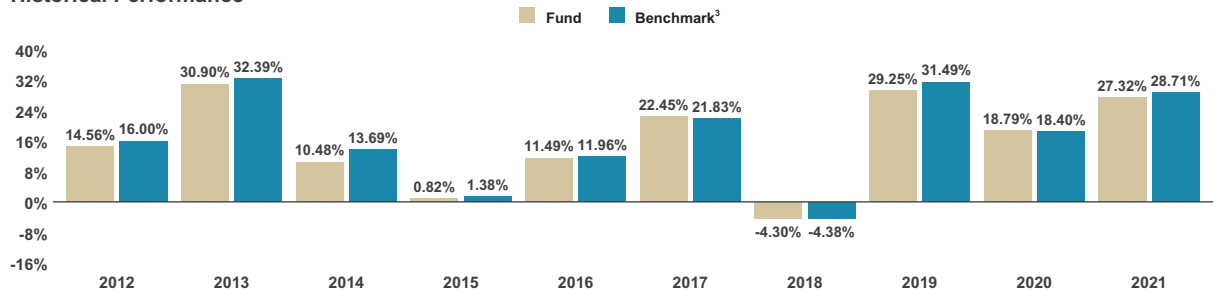
Growth of a \$10,000 Investment

A hypothetical \$10,000 investment in the fund's Class M shares on 7/30/10 would have been worth \$47,887 on 12/31/21.



Assumes reinvestment of dividends and capital gains.

Historical Performance²



Average Annual Total Returns (12/31/21)

Share Class/Inception Date	3 M	YTD	1 Yr	3 Yr	5 Yr	10 Yr
Class M (NAV) 07/30/10	9.65%	27.32%	27.32%	25.04%	18.03%	15.61%
Investor Shares (NAV) 07/30/10	9.60%	26.99%	26.99%	24.71%	17.73%	15.48%
S&P 500 [®] Index ³	11.03%	28.71%	28.71%	26.07%	18.47%	16.55%

The performance data quoted represents past performance, which is no guarantee of future results. Share price and investment return fluctuate, and an investor's shares may be worth more or less than original cost upon redemption. Current performance may be lower or higher than the performance quoted. Performance for periods of less than 1 year is not annualized. Go to im.bnymellon.com for the fund's most recent month-end returns. Total Expense Ratios: Class M 0.84%, Investor Shares 1.09%. Not all classes of shares may be available to all investors or through all broker-dealer platforms.

¹Portfolio composition is as of 12/31/2021 and is subject to change at any time. ²Performance figures may reflect reimbursements or fee waivers, without which the performance would have been lower. ³Source: FactSet. The S&P 500[®] Index is widely regarded as the best single gauge of large-cap U.S. equities. The index includes 500 leading companies and captures approximately 80% coverage of available market capitalization. Investors cannot invest directly in any index.

"Newton" and/or the "Newton Investment Management" brand refers to Newton Investment Management Limited. Newton is incorporated in the United Kingdom and is authorized and regulated by the Financial Conduct Authority in the conduct of investment business. Newton is registered with the U.S. Securities and Exchange Commission (SEC) as an investment adviser. Newton is a subsidiary of The Bank of New York Mellon Corporation.

Not FDIC-Insured. Not Bank-Guaranteed. May Lose Value.

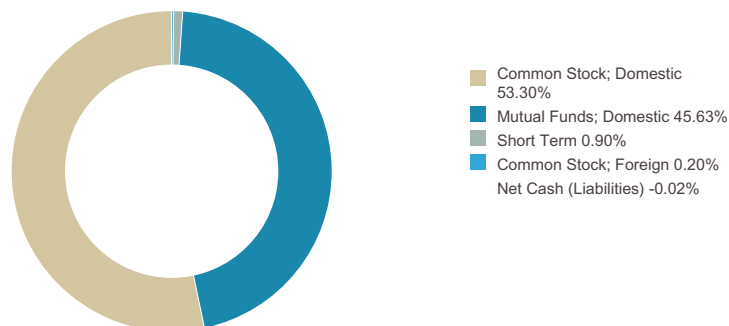


BNY MELLON
WEALTH MANAGEMENT

BNY Mellon Tax-Sensitive Large Cap Multi-Strategy Fund

Class M **MTSMX** Investor Shares **MTSIX**

Asset Allocation¹



Industry Allocation¹

Mutual Funds: Domestic	45.62%
Technology	13.45%
Telecommunication Services	7.79%
Finance	6.36%
Industrial	5.19%
Health Care	4.46%
Retailing	2.33%
Pharmaceuticals, Biotech & Life Sciences	2.21%
Automobiles & Components	1.50%
Energy	1.48%

Top Ten Holdings¹

BNY Mellon Research Growth Fund, Cl. Y	19.50%
BNY Mellon Dynamic Value Fund, Cl. Y	16.25%
BNY Mellon Income Stock Fund, Cl. M	9.87%
Microsoft	3.44%
Apple	3.06%
Amazon.com	1.89%
Alphabet, Cl. A	1.65%
Nvidia	1.37%
Meta Platforms	1.11%
UnitedHealth Group	1.02%

The holdings listed should not be considered recommendations to buy or sell a security. Large concentrations can increase share price volatility.

Portfolio Management

The fund's investment adviser is BNY Mellon Investment Adviser, Inc. (BNYM Investment Adviser). Alicia Levine is the fund's primary portfolio manager responsible for investment allocation decisions, a position she has held since September 2021. Ms. Levine is Head of Equities, Capital Markets Advisory and Vice Chair for BNY Mellon Wealth Management, an affiliate of BNYM Investment Adviser. She also is an employee of BNYM Investment Adviser and manages the fund in her capacity as an employee of BNYM Investment Adviser.

Investors should consider the investment objectives, risks, charges, and expenses of the fund carefully before investing. Contact your financial professional to obtain a prospectus and, if available, the summary prospectus that contains this and other information about the fund, and read it carefully before investing.

BNY Mellon Investment Adviser, Inc., BNY Mellon Wealth Management, Newton Investment Management North America, LLC, and BNY Mellon Securities Corporation are affiliated with The Bank of New York Mellon Corporation. BNY Mellon is the corporate brand of The Bank of New York Mellon Corporation.

¹Portfolio composition is as of 12/31/2021 and is subject to change at any time.

Risks: Equities are subject to market, market sector, market liquidity, issuer, and investment style risks, among other factors, to varying degrees. Investing in **foreign denominated and/or domiciled securities** involves special risks, including changes in currency exchange rates, political, economic, and social instability, limited company information, differing auditing and legal standards, and less market liquidity. These risks generally are greater with emerging market countries. *Recent market risks include pandemic risks related to COVID-19. The effects of COVID-19 have contributed to increased volatility in global markets and will likely affect certain countries, companies, industries and market sectors more dramatically than others. To the extent the fund may overweight its investments in certain countries, companies, industries or market sectors, such positions will increase the fund's exposure to risk of loss from adverse developments affecting those countries, companies, industries or sectors.*

This material has been distributed for informational purposes only and should not be construed as investment advice or a recommendation of any particular investment, strategy, investment manager or account arrangement, and should not serve as a primary basis for investment decisions. Investors should consult a legal, tax or financial professional in order to determine whether any investment product or service is appropriate for a particular situation.